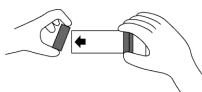



**Cleaning Instructions**



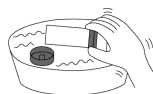
**Note:** Clean *AeroChamber Plus*<sup>™</sup> VHC only as per instructions before first use, then weekly.



1. Remove back piece only.  
 (Do not remove mask)



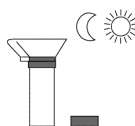
2. Soak both parts for 15 minutes in lukewarm water with liquid detergent. Agitate gently.



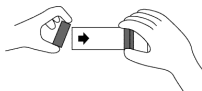
3. Rinse in clean water.



4. Shake out excess water.  
**Do not rub dry.**



5. Let air dry in vertical position.



6. Replace back piece when unit is completely dry and ready for use.

**Notes**

- VHC = Valved Holding Chamber
- Do not leave AeroChamber Plus VHC unattended with children. This is a medical device, not a toy.
- Do not disassemble the product at any time (even for cleaning, except for flexible back piece).
- This product contains no latex.

**Cautions**

- Product should be replaced if valves are damaged or missing.
- If unsure on how to use this product, talk to your physician or pharmacist.
- Administer one puff at a time.
- RX only.